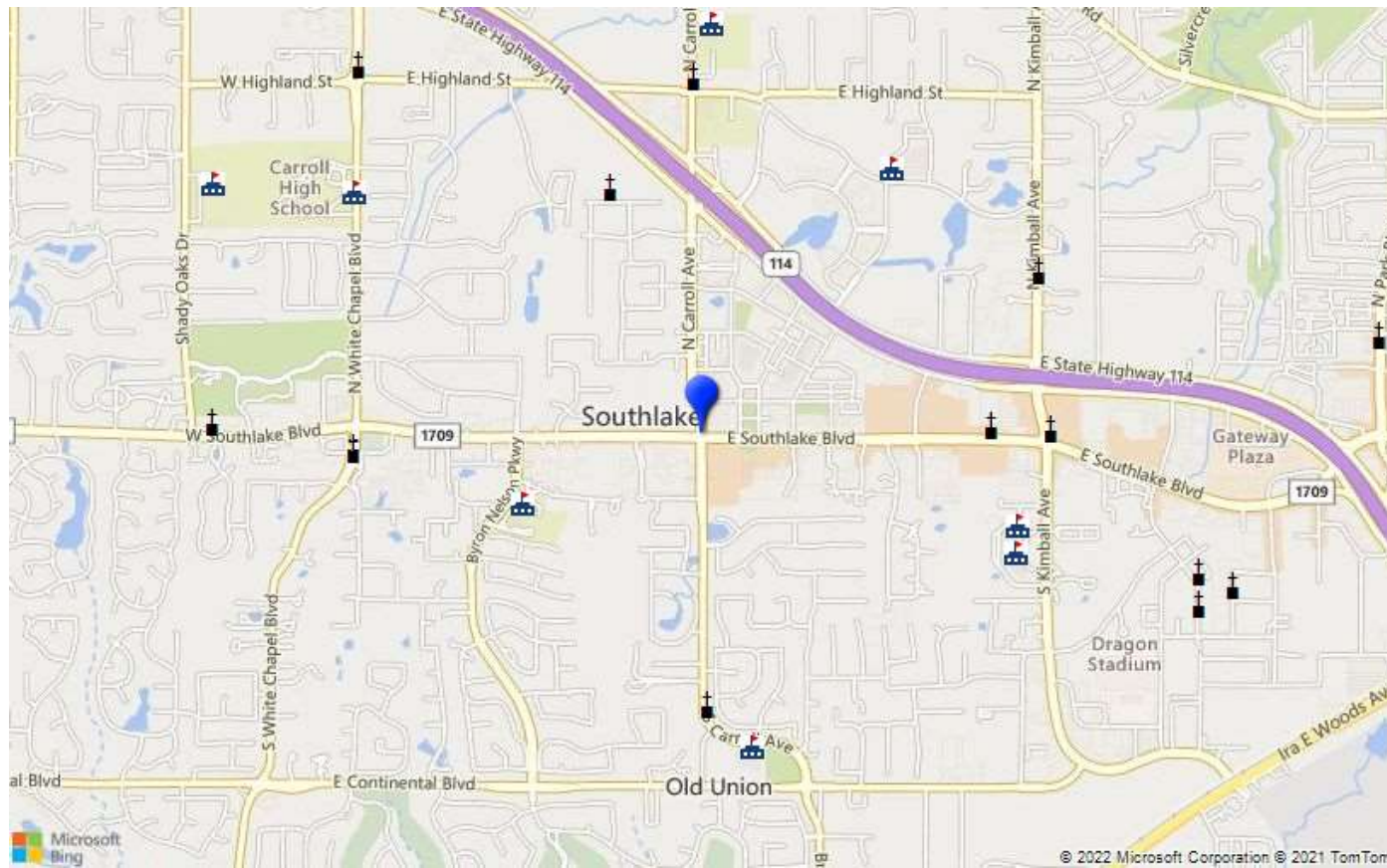




# Southlake



Prepared by RE/MAX real estate



## Neighborhood Facts

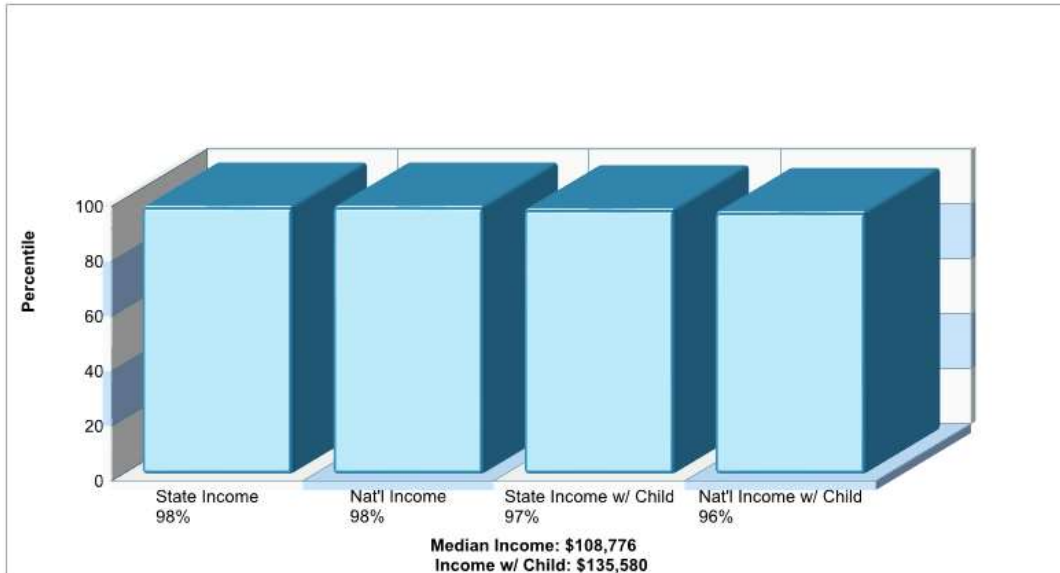


# Southlake

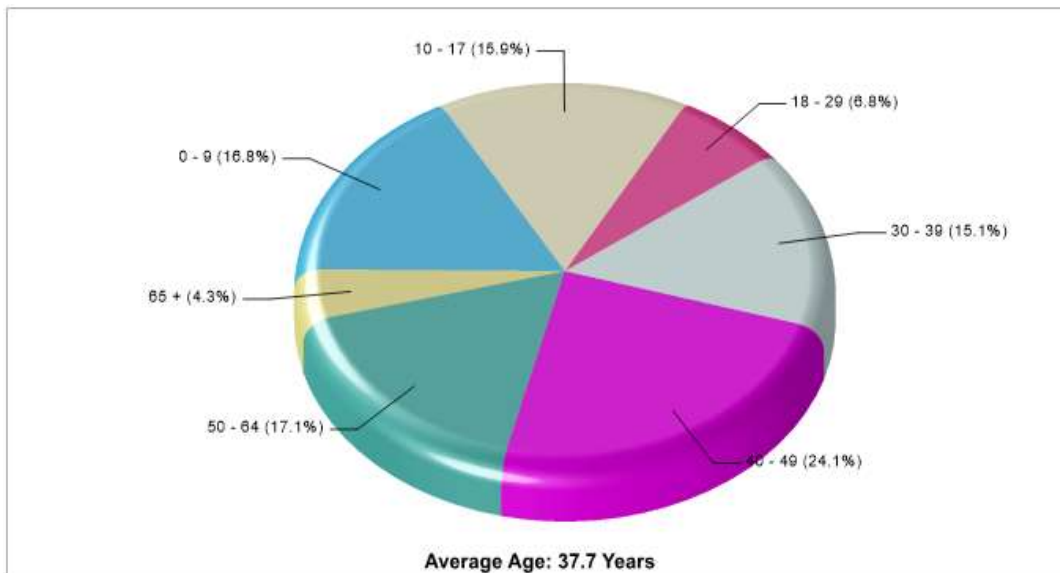
Prepared by RE/MAX real estate



## Location: Southlake, TX Neighborhood Income



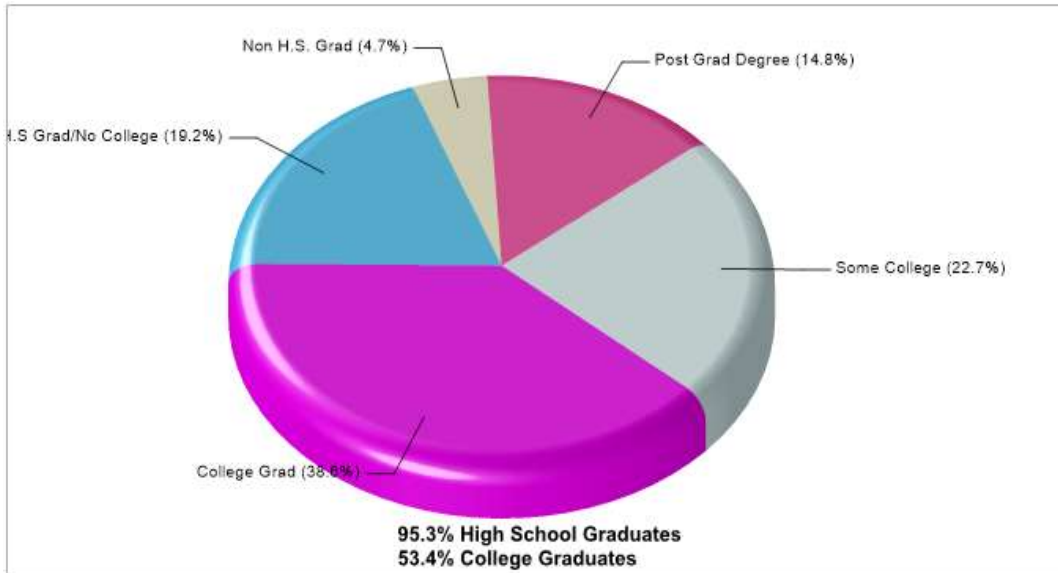
## Location: Southlake, TX Neighborhood Age Breakdown



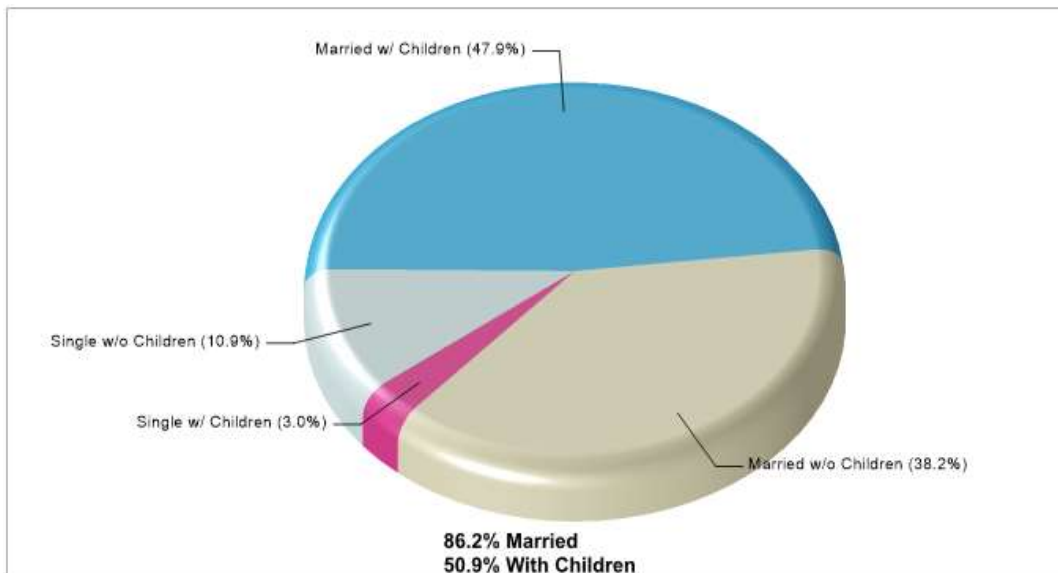
Prepared by RE/MAX real estate



## Location: Southlake, TX Neighborhood Adult Education Level



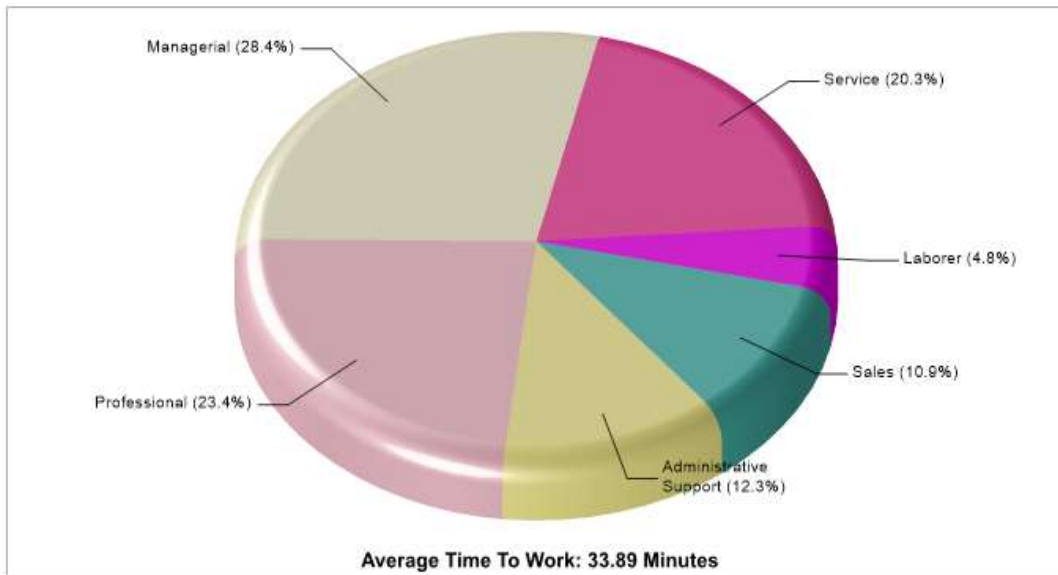
## Location: Southlake, TX Neighborhood Household Characteristics



Prepared by RE/MAX real estate



## Location: Southlake, TX Neighborhood Employment



Prepared by RE/MAX real estate



## Area Facts

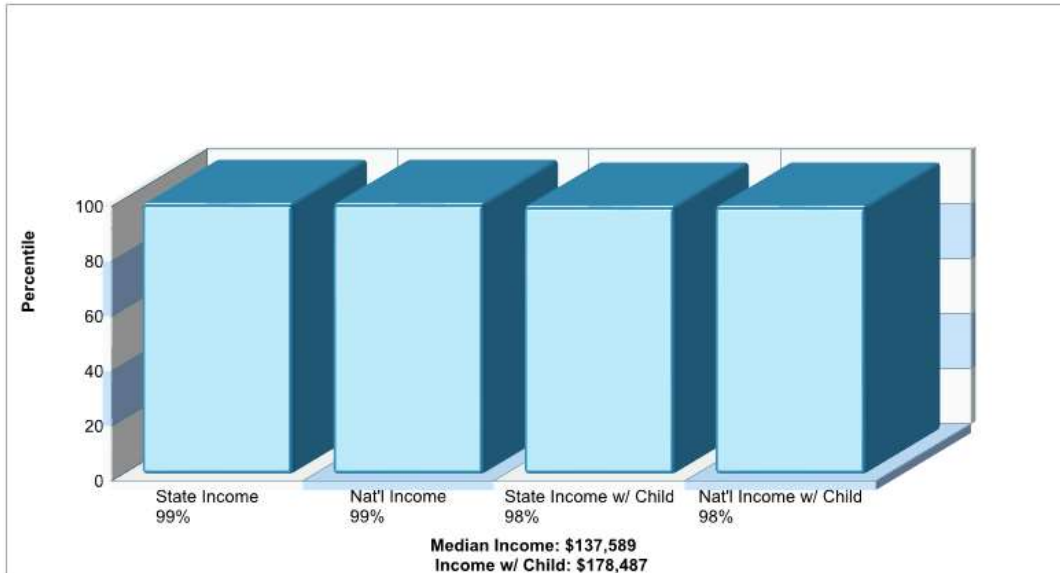


# Southlake

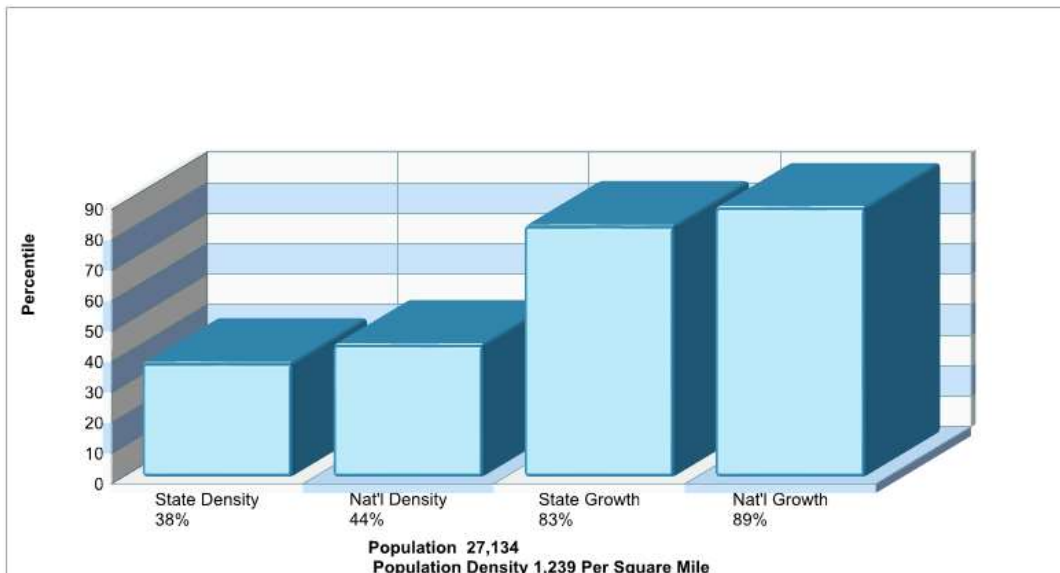
Prepared by RE/MAX real estate



## Location: Southlake, TX City/Area Income



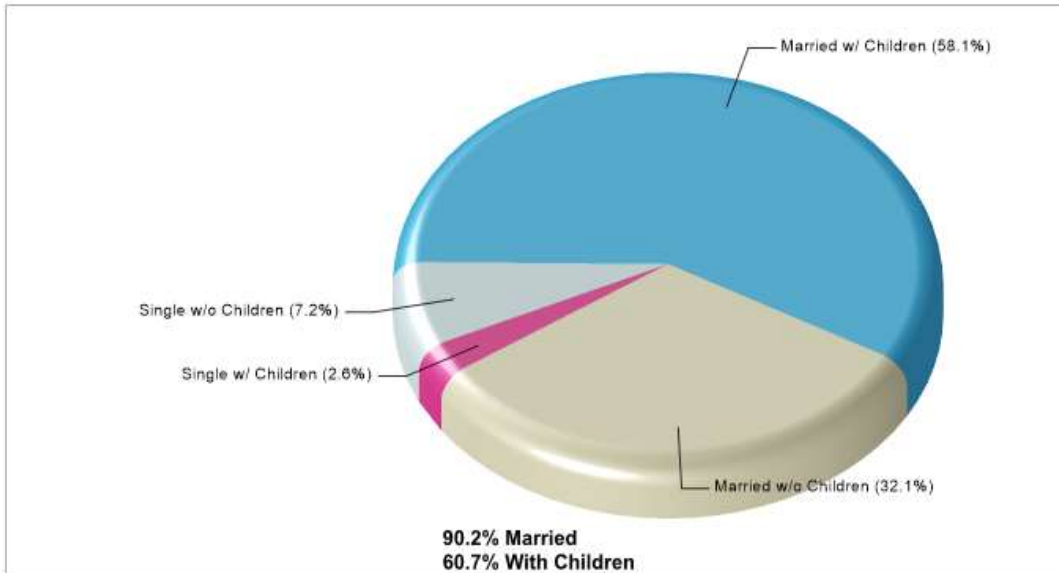
## Location: Southlake, TX City/Area Population



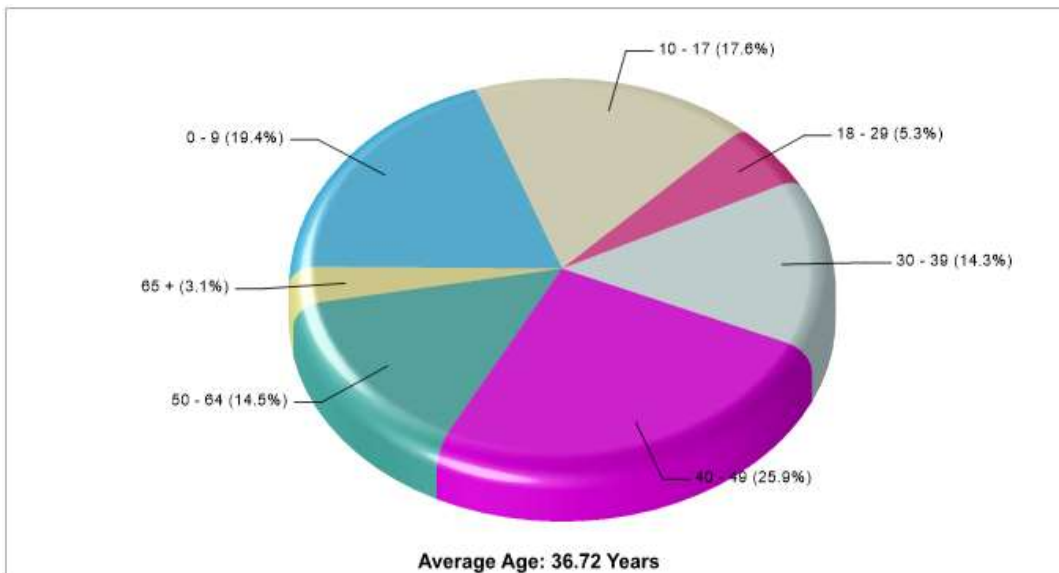
Prepared by RE/MAX real estate



## Location: Southlake, TX City/Area Household Characteristics



## Location: Southlake, TX City/Area Age Breakdown

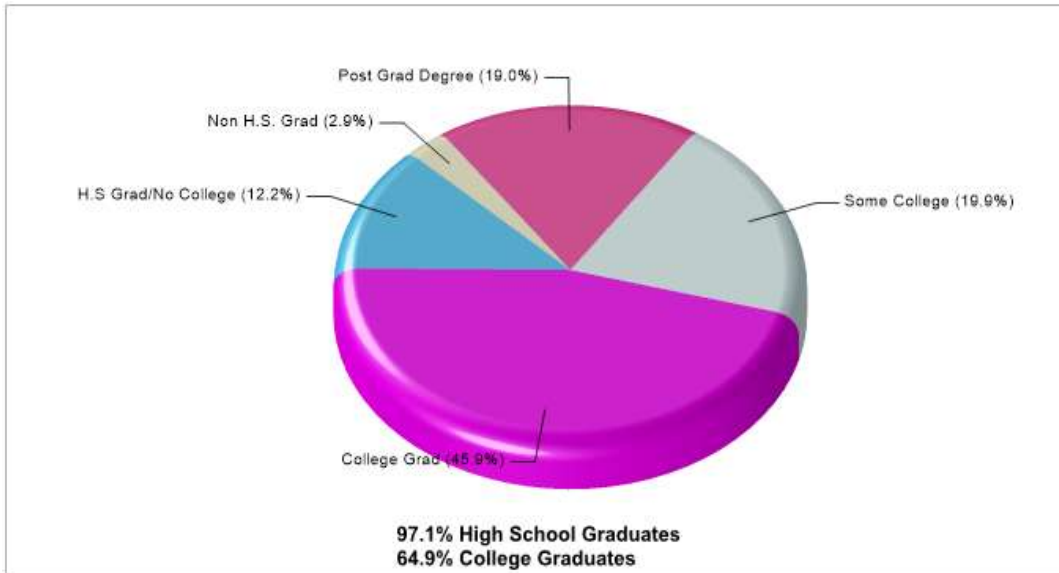


Prepared by RE/MAX real estate

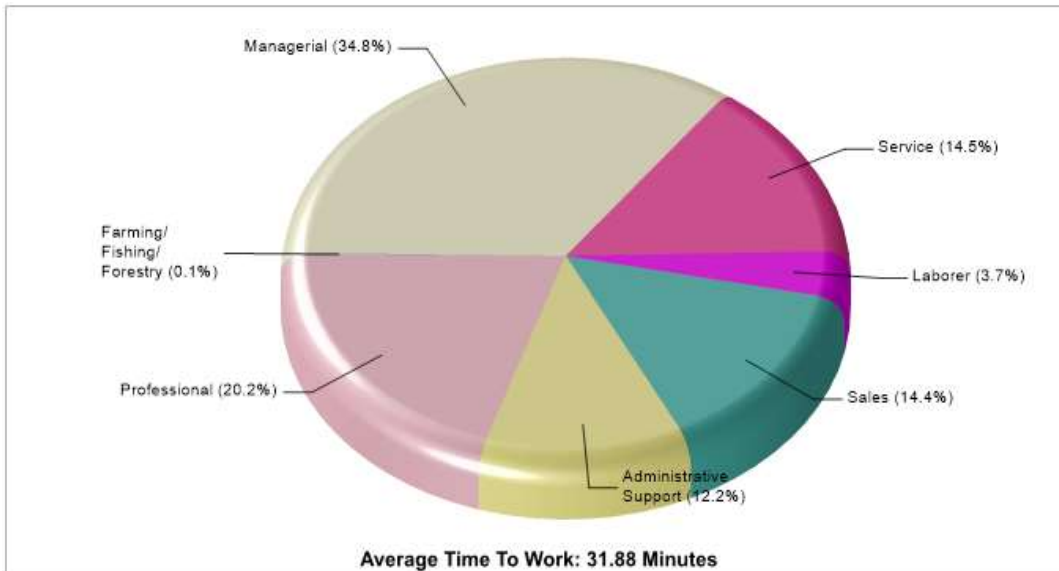




## Location: Southlake, TX City/Area Adult Education Level



## Location: Southlake, TX City/Area Employment



Prepared by RE/MAX real estate



## School Information

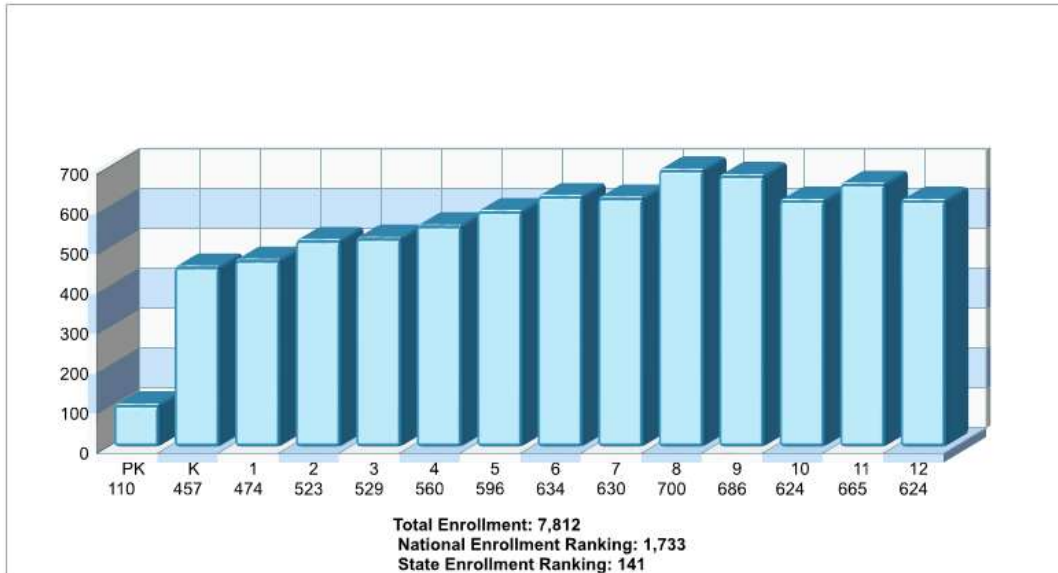


# Southlake

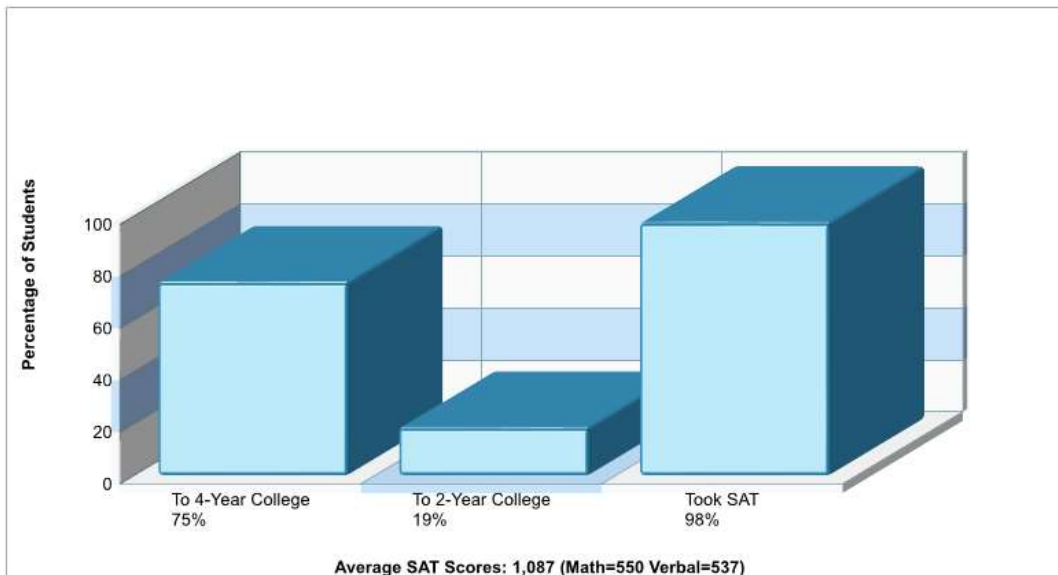
Prepared by RE/MAX real estate



## Location: Southlake, TX Student Enrollment By Grade

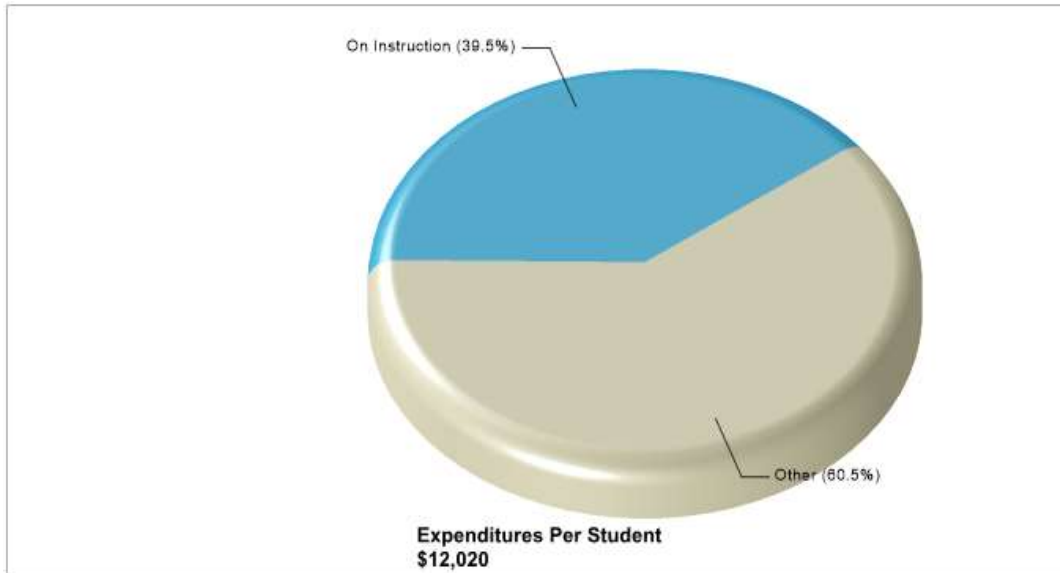


## Location: Southlake, TX High School Statistics



Prepared by RE/MAX real estate

## Location: Southlake, TX School Expenditures



## Location: Southlake, TX School Funding



Prepared by RE/MAX real estate



## Public Schools for District

**ROBERT H ROCKENBAUGH EL** **Phone:** (817)949-4700  
 301 BYRON NELSON PARKWAY, SOUTHLAKE, TX 76092 **Grades:** PK - 04

<b>Distance from Subject:</b> 0.6 Miles	<b>School Type:</b> Regular
<b>Student/Teacher Ratio:</b> 13.4 to 1	<b>Students/Teachers:</b> 538/40
<b>Mascot:</b> N/A	<b>School Colors :</b> N/A
<b>Average SAT:</b> N/A	<b>Graduates To 2-Year College:</b> N/A
<b>Students Taking SAT:</b> N/A	<b>Graduates To 4-Year College:</b> N/A
<b>Average ACT:</b> N/A	<b>National Merit Finalists:</b> N/A
<b>Students Taking ACT:</b> N/A	
<b>Enrollment By Grade:</b> PK-49 K-82 1-90 2-108 3-99 4-110	

**CARROLL MIDDLE** **Phone:** (817)949-5400  
 1800 EAST KIRKWOOD BLVD, SOUTHLAKE, TX 76092 **Grades:** 07 - 08

<b>Distance from Subject:</b> 0.9 Miles	<b>School Type:</b> Regular
<b>Student/Teacher Ratio:</b> 14.4 to 1	<b>Students/Teachers:</b> 679/47
<b>Mascot:</b> N/A	<b>School Colors :</b> N/A
<b>Average SAT:</b> N/A	<b>Graduates To 2-Year College:</b> N/A
<b>Students Taking SAT:</b> N/A	<b>Graduates To 4-Year College:</b> N/A
<b>Average ACT:</b> N/A	<b>National Merit Finalists:</b> N/A
<b>Students Taking ACT:</b> N/A	
<b>Enrollment By Grade:</b> 7-307 8-372	

**OLD UNION EL** **Phone:** (817)949-4600  
 1050 SOUTH CARROLL AVE, SOUTHLAKE, TX 76092 **Grades:** KG - 04

<b>Distance from Subject:</b> 1.0 Miles	<b>School Type:</b> Regular
<b>Student/Teacher Ratio:</b> 13.0 to 1	<b>Students/Teachers:</b> 415/32
<b>Mascot:</b> N/A	<b>School Colors :</b> N/A
<b>Average SAT:</b> N/A	<b>Graduates To 2-Year College:</b> N/A
<b>Students Taking SAT:</b> N/A	<b>Graduates To 4-Year College:</b> N/A
<b>Average ACT:</b> N/A	<b>National Merit Finalists:</b> N/A
<b>Students Taking ACT:</b> N/A	
<b>Enrollment By Grade:</b> K-72 1-70 2-96 3-90 4-87	

**GEORGE DAWSON MIDDLE** **Phone:** (817)949-5500  
 400 SOUTH KIMBALL AVE, SOUTHLAKE, TX 76092 **Grades:** 07 - 08

<b>Distance from Subject:</b> 1.0 Miles	<b>School Type:</b> Regular
<b>Student/Teacher Ratio:</b> 15.5 to 1	<b>Students/Teachers:</b> 651/42
<b>Mascot:</b> N/A	<b>School Colors :</b> N/A
<b>Average SAT:</b> N/A	<b>Graduates To 2-Year College:</b> N/A
<b>Students Taking SAT:</b> N/A	<b>Graduates To 4-Year College:</b> N/A
<b>Average ACT:</b> N/A	<b>National Merit Finalists:</b> N/A
<b>Students Taking ACT:</b> N/A	
<b>Enrollment By Grade:</b> 7-323 8-328	

**EUBANKS INT** **Phone:** (817)949-5200  
 500 SOUTH KIMBALL AVE, SOUTHLAKE, TX 76092 **Grades:** 05 - 06

<b>Distance from Subject:</b> 1.0 Miles	<b>School Type:</b> Regular
<b>Student/Teacher Ratio:</b> 15.3 to 1	<b>Students/Teachers:</b> 612/40
<b>Mascot:</b> N/A	<b>School Colors :</b> N/A
<b>Average SAT:</b> N/A	<b>Graduates To 2-Year College:</b> N/A

Prepared by RE/MAX real estate



## Public Schools for District

**Students Taking SAT:** N/A  
**Average ACT:** N/A  
**Students Taking ACT:** N/A  
**Enrollment By Grade:** 5-305 6-307

**Graduates To 4-Year College:** N/A  
**National Merit Finalists:** N/A

**JACK D JOHNSON EL** **Phone:** (817)949-4500  
 1301 NORTH CARROLL AVE, SOUTHLAKE, TX 76092 **Grades:** PK - 04

<b>Distance from Subject:</b> 1.2 Miles	<b>School Type:</b> Regular
<b>Student/Teacher Ratio:</b> 14.3 to 1	<b>Students/Teachers:</b> 528/37
<b>Mascot:</b> Dragons	<b>School Colors :</b> Kelly Green
<b>Average SAT:</b> N/A	<b>Graduates To 2-Year College:</b> N/A
<b>Students Taking SAT:</b> N/A	<b>Graduates To 4-Year College:</b> N/A
<b>Average ACT:</b> N/A	<b>National Merit Finalists:</b> N/A
<b>Students Taking ACT:</b> N/A	
<b>Enrollment By Grade:</b> PK-7 K-107 1-93 2-102 3-110 4-109	

**CARROLL H S** **Phone:** (817)949-5600  
 800 WHITE CHAPEL BLVD, SOUTHLAKE, TX 76092 **Grades:** 09 - 11

<b>Distance from Subject:</b> 1.2 Miles	<b>School Type:</b> Regular
<b>Student/Teacher Ratio:</b> 16.4 to 1	<b>Students/Teachers:</b> 1310/80
<b>Mascot:</b> N/A	<b>School Colors :</b> N/A
<b>Average SAT:</b> N/A	<b>Graduates To 2-Year College:</b> N/A
<b>Students Taking SAT:</b> N/A	<b>Graduates To 4-Year College:</b> N/A
<b>Average ACT:</b> N/A	<b>National Merit Finalists:</b> N/A
<b>Students Taking ACT:</b> N/A	
<b>Enrollment By Grade:</b> 9-686 10-624 11-0	

**DON T DURHAM INT** **Phone:** (817)949-5300  
 801 SHADY OAKS, SOUTHLAKE, TX 76092 **Grades:** 05 - 06

<b>Distance from Subject:</b> 1.6 Miles	<b>School Type:</b> Regular
<b>Student/Teacher Ratio:</b> 14.4 to 1	<b>Students/Teachers:</b> 618/43
<b>Mascot:</b> N/A	<b>School Colors :</b> N/A
<b>Average SAT:</b> N/A	<b>Graduates To 2-Year College:</b> N/A
<b>Students Taking SAT:</b> N/A	<b>Graduates To 4-Year College:</b> N/A
<b>Average ACT:</b> N/A	<b>National Merit Finalists:</b> N/A
<b>Students Taking ACT:</b> N/A	
<b>Enrollment By Grade:</b> 5-291 6-327	

**CARROLL SENIOR H S** **Phone:** (817)949-5800  
 1501 WEST SOUTHLAKE BLVD, SOUTHLAKE, TX 76092 **Grades:** 11 - 12

<b>Distance from Subject:</b> 2.4 Miles	<b>School Type:</b> Regular
<b>Student/Teacher Ratio:</b> 16.5 to 1	<b>Students/Teachers:</b> 1289/78
<b>Mascot:</b> Dragons	<b>School Colors :</b> Hunter Green
<b>Average SAT:</b> 1087(Math 550 Verbal 537)	<b>Graduates To 2-Year College:</b> 19%
<b>Students Taking SAT:</b> 98%	<b>Graduates To 4-Year College:</b> 75%
<b>Average ACT:</b> 23.0	<b>National Merit Finalists:</b> 1
<b>Students Taking ACT:</b> N/A	
<b>Enrollment By Grade:</b> 11-665 12-624	

**WALNUT GROVE EL** **Phone:** (817)949-4400  
 2520 NORTH WHITE CHAPEL BLVD, SOUTHLAKE, TX 76092 **Grades:** KG - 04

Prepared by RE/MAX real estate



## Public Schools for District

**Distance from Subject:** 2.5 Miles  
**Student/Teacher Ratio:** 14.3 to 1  
**Mascot:** N/A  
**Average SAT:** N/A  
**Students Taking SAT:** N/A  
**Average ACT:** N/A  
**Students Taking ACT:** N/A  
**Enrollment By Grade:** K-117 1-122 2-124 3-132 4-149

**School Type:** Regular  
**Students/Teachers:** 644/45  
**School Colors :** N/A  
**Graduates To 2-Year College:** N/A  
**Graduates To 4-Year College:** N/A  
**National Merit Finalists:** N/A

---

**CARROLL EL**  
1705 WEST CONTINENTAL BLVD, SOUTHLAKE, TX 76092

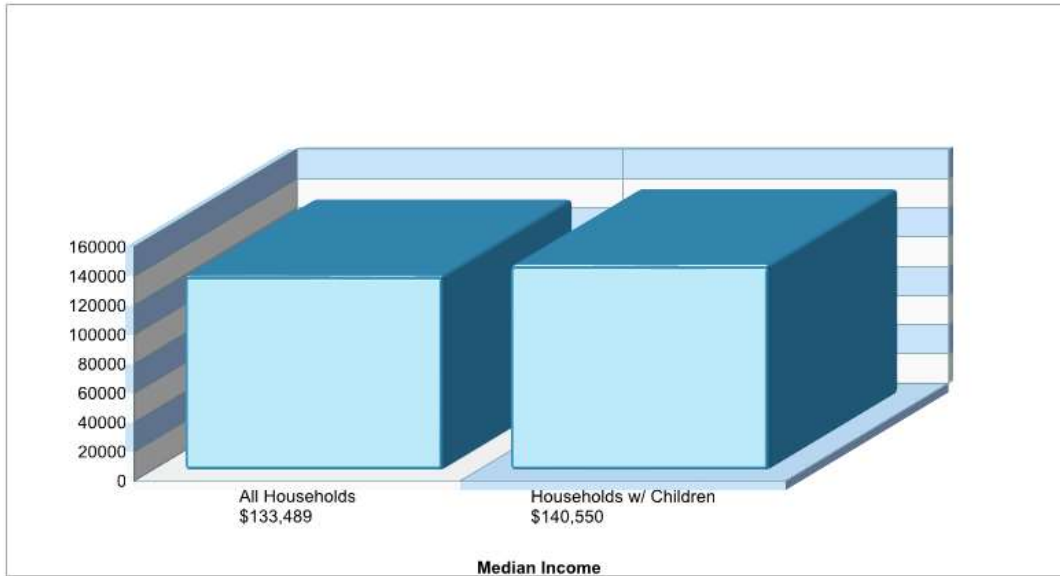
**Phone:** (817)949-4300  
**Grades:** PK - 04

**Distance from Subject:** 2.8 Miles  
**Student/Teacher Ratio:** 13.2 to 1  
**Mascot:** Dragons  
**Average SAT:** N/A  
**Students Taking SAT:** N/A  
**Average ACT:** N/A  
**Students Taking ACT:** N/A  
**Enrollment By Grade:** PK-54 K-79 1-99 2-93 3-98 4-105

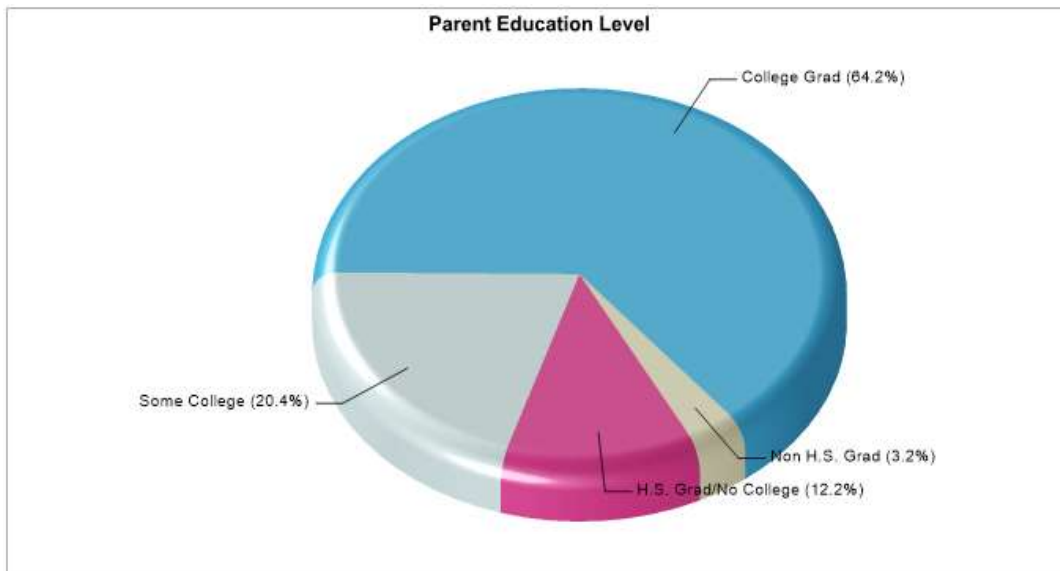
**School Type:** Regular  
**Students/Teachers:** 528/40  
**School Colors :** Kelly Green  
**Graduates To 2-Year College:** N/A  
**Graduates To 4-Year College:** N/A  
**National Merit Finalists:** N/A

Prepared by RE/MAX real estate

## Location: Southlake, TX Household Income



## Location: Southlake, TX Parent Education Level



Prepared by RE/MAX real estate





## Private Schools

### THE BARBARA GORDON MONTESSORI SCHOOL

1513 HALL JOHNSON RD, COLLEYVILLE, TX 76034

**Distance from Subject:** 3.5 Miles

**Affiliation:** Unknown

**Students:** 106

**Student/ Homeroom Ratio:** N/A

**School Colors:** Purple

**Enrollment By Grade:** PK-103 K-25 1-13 2-15 3-17 4-12 5-8 6-7 7-7 8-2

**Phone:** (817) 354-6670

**Grades:** PK - 8

**School Type:** Regular

**Gender:** Coed

**Student/Teacher Ratio:** 8.2 to 1

**Mascot:** N/A

### HOLY TRINITY CATHOLIC SCHOOL

3750 WILLIAM D TATE AVE, GRAPEVINE, TX 76051

**Distance from Subject:** 3.6 Miles

**Affiliation:** Roman Catholic

**Students:** 370

**Student/ Homeroom Ratio:** N/A

**School Colors:** Yellow

**Enrollment By Grade:** PK-20 K-34 1-46 2-30 3-48 4-42 5-35 6-41 7-42 8-52

**Phone:** (817) 421-8000

**Grades:** PK - 8

**School Type:** Regular

**Gender:** Coed

**Student/Teacher Ratio:** 12.5 to 1

**Mascot:** N/A

### FAITH CHRISTIAN SCHOOL

730 E WORTH ST, GRAPEVINE, TX 76051

**Distance from Subject:** 3.7 Miles

**Affiliation:** Christian

**Students:** 751

**Student/ Homeroom Ratio:** N/A

**School Colors:** N/A

**Enrollment By Grade:** PK-33 K-40 1-40 2-38 3-38 4-42 5-61 6-61 7-63 8-68 9-81 10-78 11-72 12-69

**Phone:** (817) 442-9144

**Grades:** PK - 12

**School Type:** Regular

**Gender:** Coed

**Student/Teacher Ratio:** 6.7 to 1

**Mascot:** N/A

### THE CLARIDEN SCHOOL

100 CLARIDEN RANCH RD, SOUTHLAKE, TX 76092

**Distance from Subject:** 3.8 Miles

**Affiliation:** Unknown

**Students:** 79

**Student/ Homeroom Ratio:** N/A

**School Colors:** N/A

**Enrollment By Grade:** PK-29 K-22 1-10 2-6 3-10 4-11 5-6 6-6 7-1 8-4 11-1 12-2

**Phone:** (817) 481-7597

**Grades:** PK - 12

**School Type:** Regular

**Gender:** Coed

**Student/Teacher Ratio:** 8.4 to 1

**Mascot:** N/A

### GOOD BEGINNINGS SCHOOL

8521 DAVIS BLVD, NORTH RICHLAND HILLS, TX 76182

**Distance from Subject:** 4.1 Miles

**Affiliation:** Unknown

**Students:** 3

**Student/ Homeroom Ratio:** N/A

**School Colors:** N/A

**Enrollment By Grade:** PK-17 K-3

**Phone:** N/A

**Grades:** PK - KG

**School Type:** Regular

**Gender:** Coed

**Student/Teacher Ratio:** 3.0 to 1

**Mascot:** N/A

### NORTH RICHLAND HILLS MONTESSORI

8725 N TARRANT PKWY, NORTH RICHLAND HILLS, TX 76182

**Distance from Subject:** 4.5 Miles

**Affiliation:** Unknown

**Phone:** N/A

**Grades:** PK - 2

**School Type:** Regular

**Gender:** Coed

Prepared by RE/MAX real estate



## Private Schools

**Students:** 7  
**Student/ Homeroom Ratio:** N/A  
**School Colors:** N/A  
**Enrollment By Grade:** PK-97 K-5 1-1 2-1  
**Student/Teacher Ratio:** 7.0 to 1  
**Mascot:** N/A

**COVENANT CHRISTIAN ACADEMY** **Phone:** (817) 281-4333  
 901 CHEEK SPARGER RD, COLLEYVILLE, TX 76034 **Grades:** PK - 12  
**Distance from Subject:** 5.2 Miles **School Type:** Regular  
**Affiliation:** Christian **Gender:** Coed  
**Students:** 599 **Student/Teacher Ratio:** 9.2 to 1  
**Student/ Homeroom Ratio:** N/A **Mascot:** Cougars  
**School Colors:** Royal  
**Enrollment By Grade:** PK-32 K-35 1-46 2-47 3-46 4-43 5-46 6-52 7-55 8-51 9-53 10-39 11-44 12-31

**PRIMROSE SCHOOL OF BEDFORD** **Phone:** N/A  
 3916 CENTRAL DR, BEDFORD, TX 76021 **Grades:** PK - 4  
**Distance from Subject:** 5.2 Miles **School Type:** Regular  
**Affiliation:** Unknown **Gender:** Coed  
**Students:** 31 **Student/Teacher Ratio:** 7.8 to 1  
**Student/ Homeroom Ratio:** N/A **Mascot:** N/A  
**School Colors:** N/A  
**Enrollment By Grade:** PK-150 K-5 1-5 2-3 3-2 4-1

**PRIMROSE SCHOOL OF MID-CITIES** **Phone:** N/A  
 500 MID CITIES BLVD, HURST, TX 76054 **Grades:** PK - KG  
**Distance from Subject:** 5.7 Miles **School Type:** Regular  
**Affiliation:** Unknown **Gender:** Coed  
**Students:** 5 **Student/Teacher Ratio:** 5.0 to 1  
**Student/ Homeroom Ratio:** N/A **Mascot:** N/A  
**School Colors:** N/A  
**Enrollment By Grade:** PK-60 K-5

**CORAM DEO ACADEMY OF FLOWER MOUND** **Phone:** N/A  
 4900 WICHITA TRL, FLOWER MOUND, TX 75022 **Grades:** PK - 12  
**Distance from Subject:** 5.8 Miles **School Type:** Regular  
**Affiliation:** Christian **Gender:** Coed  
**Students:** 632 **Student/Teacher Ratio:** 12.8 to 1  
**Student/ Homeroom Ratio:** N/A **Mascot:** N/A  
**School Colors:** N/A  
**Enrollment By Grade:** PK-5 K-37 1-45 2-60 3-57 4-59 5-65 6-49 7-55 8-59 9-45 10-35 11-30 12-36

**TEMPLE CHRISTIAN ACADEMY** **Phone:** (972) 436-3480  
 2501 NORTHSHORE BLVD, FLOWER MOUND, TX 75028 **Grades:** KG - 12  
**Distance from Subject:** 6.2 Miles **School Type:** Regular  
**Affiliation:** Baptist **Gender:** Coed  
**Students:** 164 **Student/Teacher Ratio:** 9.8 to 1  
**Student/ Homeroom Ratio:** N/A **Mascot:** N/A  
**School Colors:** N/A  
**Enrollment By Grade:** K-22 1-17 2-9 3-20 4-13 5-22 6-9 7-6 8-16 9-3 10-10 11-6 12-11

Prepared by RE/MAX real estate



## Private Schools

### NEW BEGINNINGS MONTESSORI SCHOOL

2816 SPRING VALLEY DR, BEDFORD, TX 76021

**Distance from Subject:** 6.2 Miles

**Affiliation:** Unknown

**Students:** 3

**Student/ Homeroom Ratio:** N/A

**School Colors:** N/A

**Enrollment By Grade:** PK-23 K-3

**Phone:** N/A

**Grades:** PK - KG

**School Type:** Regular

**Gender:** Coed

**Student/Teacher Ratio:** 3.0 to 1

**Mascot:** N/A

### SPANISH SCHOOL HOUSE

2525 FOREST VISTA DR, FLOWER MOUND, TX 75028

**Distance from Subject:** 6.4 Miles

**Affiliation:** Unknown

**Students:** 9

**Student/ Homeroom Ratio:** N/A

**School Colors:** N/A

**Enrollment By Grade:** PK-36 K-9

**Phone:** N/A

**Grades:** PK - KG

**School Type:** Regular

**Gender:** Coed

**Student/Teacher Ratio:** 6.9 to 1

**Mascot:** N/A

### PRIMROSE SCHOOL OF WELLINGTON

3708 FLOWER MOUND RD, FLOWER MOUND, TX 75022

**Distance from Subject:** 6.6 Miles

**Affiliation:** Unknown

**Students:** 12

**Student/ Homeroom Ratio:** N/A

**School Colors:** N/A

**Enrollment By Grade:** PK-43 K-12

**Phone:** N/A

**Grades:** PK - KG

**School Type:** Regular

**Gender:** Coed

**Student/Teacher Ratio:** 12.0 to 1

**Mascot:** N/A

### EXPLORATIONS PREPARATORY SCHOOL

1501 FLOWER MOUND RD, FLOWER MOUND, TX 75028

**Distance from Subject:** 6.8 Miles

**Affiliation:** Unknown

**Students:** 68

**Student/ Homeroom Ratio:** N/A

**School Colors:** N/A

**Enrollment By Grade:** PK-12 K-15 1-11 2-13 3-12 4-10 5-7

**Phone:** N/A

**Grades:** PK - 5

**School Type:** Regular

**Gender:** Coed

**Student/Teacher Ratio:** 6.9 to 1

**Mascot:** N/A

### KELLER MONTESSORI SCHOOL

122 E VINE ST, KELLER, TX 76248

**Distance from Subject:** 6.9 Miles

**Affiliation:** Unknown

**Students:** 28

**Student/ Homeroom Ratio:** N/A

**School Colors:** N/A

**Enrollment By Grade:** N/A

**Phone:** N/A

**Grades:** UG - UG

**School Type:** Regular

**Gender:** Coed

**Student/Teacher Ratio:** 3.7 to 1

**Mascot:** N/A

### ST ELIZABETH ANN SETON SCHOOL

2016 WILLIS LN, KELLER, TX 76248

**Distance from Subject:** 7.3 Miles

**Affiliation:** Roman Catholic

**Students:** 542

**Phone:** (817) 431-4845

**Grades:** PK - 8

**School Type:** Regular

**Gender:** Coed

**Student/Teacher Ratio:** 11.5 to 1

Prepared by RE/MAX real estate



## Private Schools

**Student/ Homeroom Ratio:** N/A **Mascot:** N/A  
**School Colors:** N/A  
**Enrollment By Grade:** PK-71 K-60 1-61 2-54 3-62 4-76 5-68 6-55 7-53 8-53

---

### ST VINCENT'S SCHOOL

1300 FOREST RIDGE, BEDFORD, TX 76022

**Distance from Subject:** 7.6 Miles

**Affiliation:** Episcopal

**Students:** 113

**Student/ Homeroom Ratio:** N/A

**School Colors:** N/A

**Enrollment By Grade:** PK-39 K-21 1-13 2-9 3-6 4-12 5-15 6-9 7-13 8-11 10-2 11-2

**Phone:** (817) 354-7979

**Grades:** PK - 11

**School Type:** Regular

**Gender:** Coed

**Student/Teacher Ratio:** 7.5 to 1

**Mascot:** N/A

---

### FORT WORTH CHRISTIAN SCHOOL

6200 HOLIDAY LN, NORTH RICHLAND HILLS, TX 76180

**Distance from Subject:** 7.7 Miles

**Affiliation:** Christian

**Students:** 839

**Student/ Homeroom Ratio:** N/A

**School Colors:** White

**Enrollment By Grade:** PK-26 K-37 1-45 2-42 3-53 4-47 5-45 6-56 7-61 8-82 9-82 10-88 11-97 12-104

**Phone:** (817) 281-6504

**Grades:** PK - 12

**School Type:** Regular

**Gender:** Coed

**Student/Teacher Ratio:** 13.0 to 1

**Mascot:** Cardinals

---

### METROPLEX CHAPEL ACADEMY

601 E AIRPORT FWY, EULESS, TX 76039

**Distance from Subject:** 7.8 Miles

**Affiliation:** Christian

**Students:** 48

**Student/ Homeroom Ratio:** N/A

**School Colors:** N/A

**Enrollment By Grade:** PK-26 K-18 1-14 2-10 3-6

**Phone:** N/A

**Grades:** PK - 3

**School Type:** Regular

**Gender:** Coed

**Student/Teacher Ratio:** 9.6 to 1

**Mascot:** N/A

Prepared by RE/MAX real estate



## Housing Information

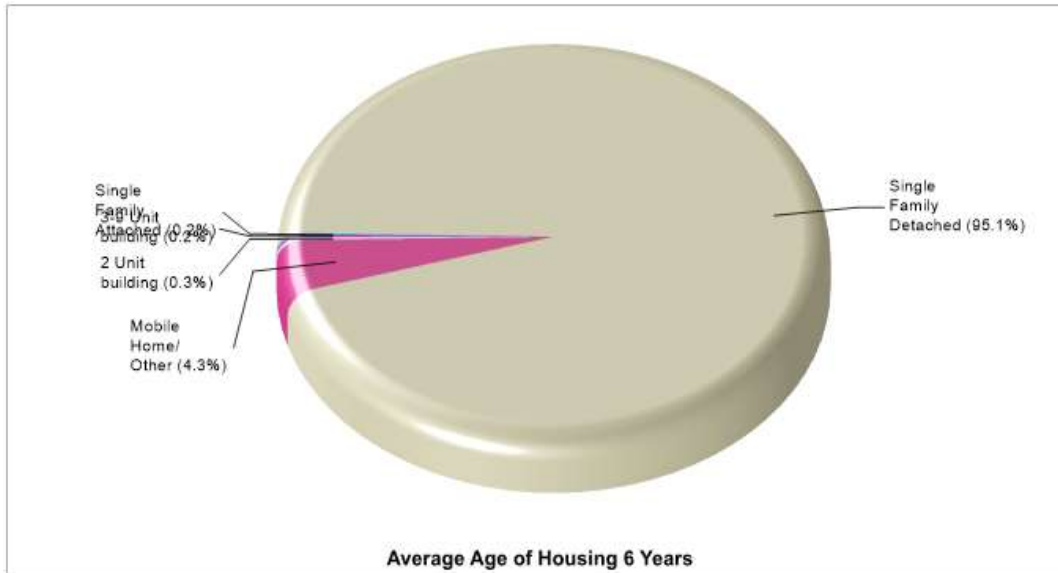


# Southlake

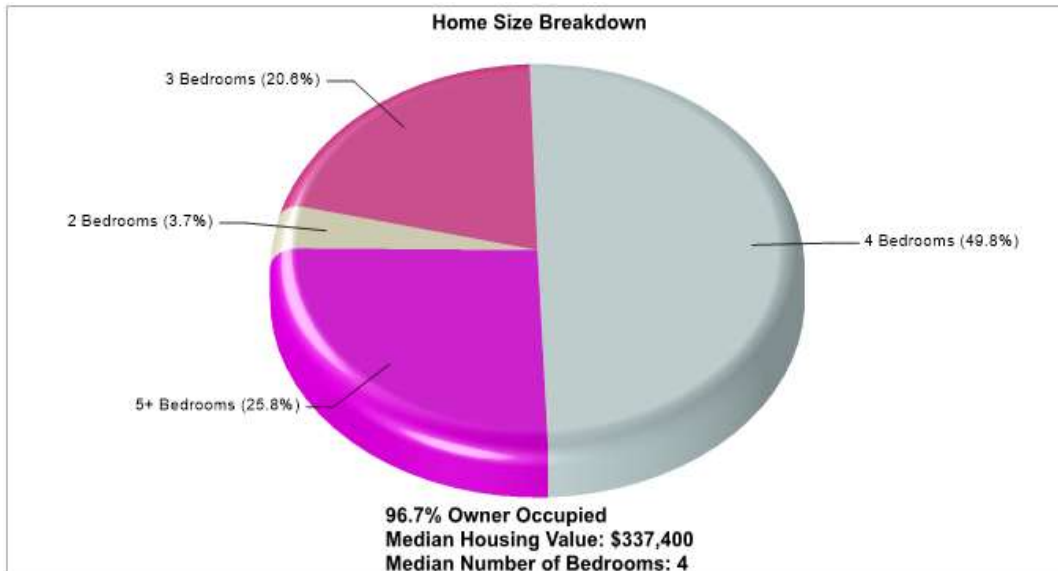
Prepared by RE/MAX real estate



## Location: Southlake, TX City/Area Housing Characteristics



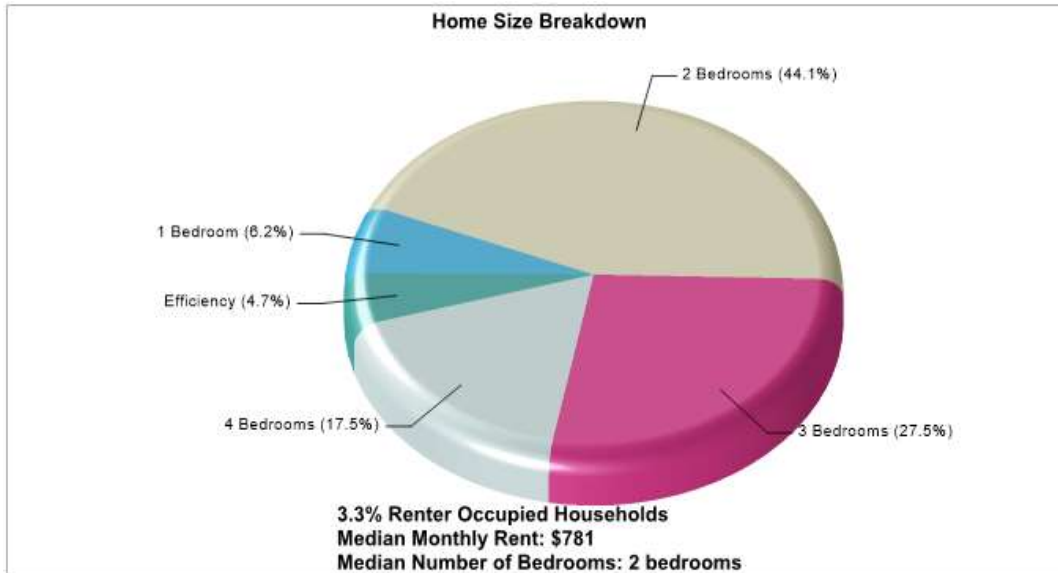
## Location: Southlake, TX City/Area Home Ownership



Prepared by RE/MAX real estate



## Location: Southlake, TX City/Area Rental



Prepared by RE/MAX real estate



## **Recent Home Sales**





## Location: Southlake, TX Home Sales Pricing Pattern

Prepared by RE/MAX real estate



## Climate Information

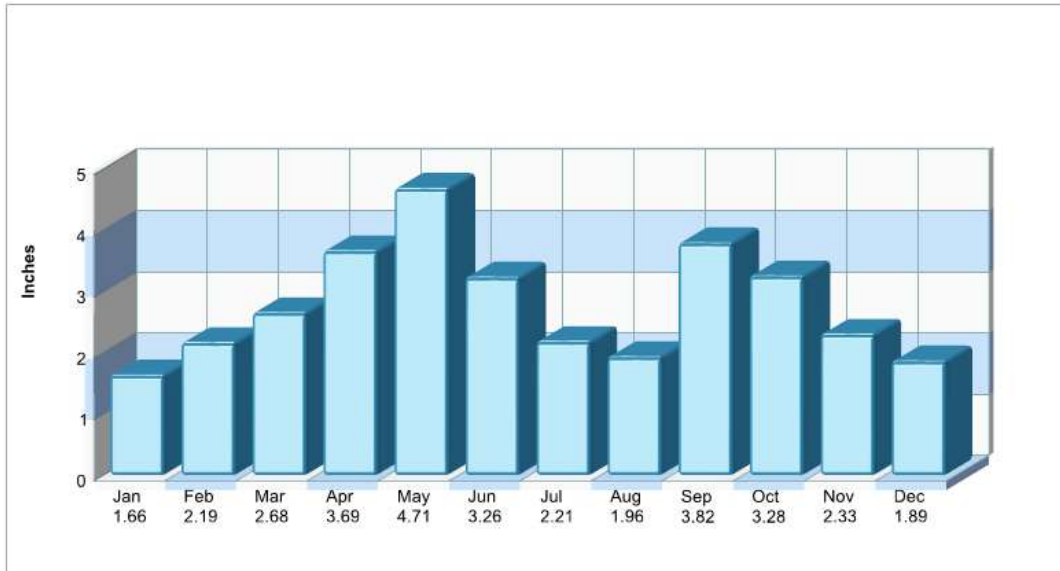


# Southlake

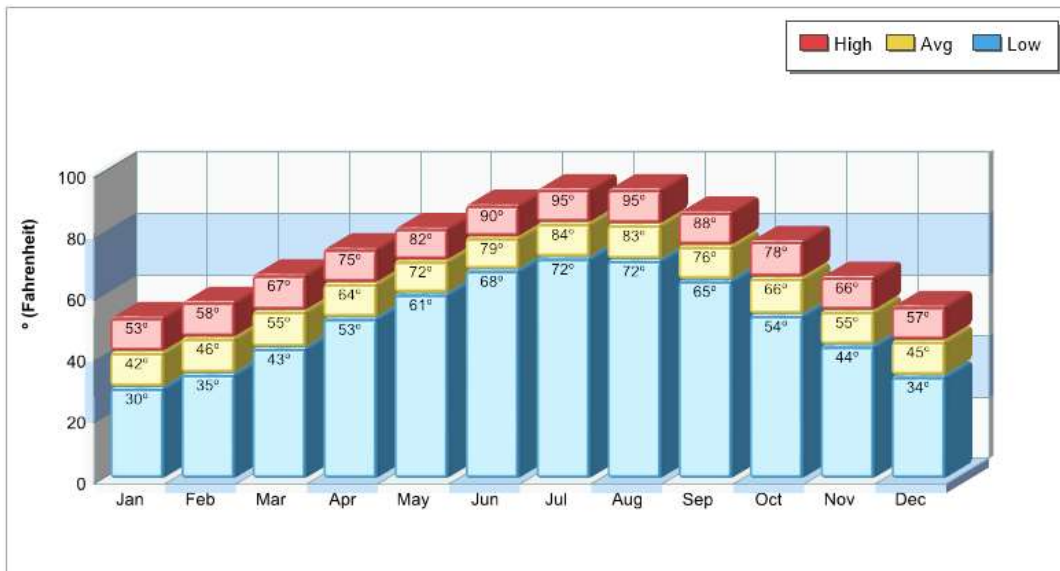
Prepared by RE/MAX real estate



## Average Precipitation Measured at GRAPEVINE DAM (elevation: 585ft.)



## Temperature Measured at GRAPEVINE DAM (elevation: 585ft.)



Prepared by RE/MAX real estate



## Houses of Worship



## Southlake

Prepared by RE/MAX real estate



## Houses of Worship

### ST FRANCIS CATHOLIC CHURCH

861 WILDWOOD LN Grapevine, TX 76092

**Denomination:** Catholic Churches

**Phone:** 8174812685

**Distance from Subject:** 0.74 miles

### COMMUNITY BAPTIST CHURCH

940 S CARROLL AVE Southlake, TX 76092

**Denomination:** Baptist Churches

**Phone:** 8174888698

**Distance from Subject:** 0.82 miles

### GATEWAY CHURCH

2121 E Southlake Blvd Southlake, TX 76092

**Denomination:** Churches, Denomination Unknown

**Phone:** 8173281000

**Distance from Subject:** 0.85 miles

### SOUTHLAKE CHRISTIAN CHURCH

1280 N Carroll Ave Grapevine, TX 76092

**Denomination:** Churches of Christ

**Phone:** 8174885205

**Distance from Subject:** 1.01 miles

### CHRIST OUR KING CHURCH

2221 E SOUTHLAKE BLVD Southlake, TX 76092

**Denomination:** Non-Denominational Churches

**Phone:** 8174818691

**Distance from Subject:** 1.02 miles

### WHITE'S CHAPEL DAY CARE

185 S WHITE CHAPEL BLVD Grapevine, TX 76092

**Denomination:** Methodist Churches

**Phone:** 8174814147

**Distance from Subject:** 1.02 miles

### SOUTHLAKE BAPTIST CHURCH

190 S WHITE CHAPEL BLVD Grapevine, TX 76092

**Denomination:** Baptist Churches

**Phone:** 8174887146

**Distance from Subject:** 1.03 miles

### ST LAURENCE EPISCOPAL CHRCH

519 N KIMBALL AVE Southlake, TX 76092

**Denomination:** Episcopal Churches

**Phone:** 8174813335

**Distance from Subject:** 1.08 miles

### PATHWAYS CHURCH

521 W Southlake Blvd # 175 Southlake, TX 76092

**Denomination:** Churches, Denomination Unknown

**Phone:** 8172515555

**Distance from Subject:** 1.44 miles

### SOUTHLAKE ASSEMBLY OF GOD

101 E HIGHLAND ST Southlake, TX 76092

**Denomination:** Assembly of God Churches

**Phone:** 8174888433

**Distance from Subject:** 1.45 miles

### SOUTHLAKE HARBOR CHURCH

525 S Nolen Dr # 300 Southlake, TX 76092

**Denomination:** Churches, Denomination Unknown

**Phone:** 8174165459

**Distance from Subject:** 1.52 miles

### CORNERSTONE BIBLE CHURCH

545 S Nolen Dr # 250 Southlake, TX 76092

**Phone:** 8173100874

**Distance from Subject:** 1.55 miles

Prepared by RE/MAX real estate



## Houses of Worship

**Denomination:** Churches, Denomination Unknown

---

**ST JOHN'S BAPTIST CHURCH**

2805 Market Loop # 300 Southlake, TX 76092

**Denomination:** Baptist Churches

**Phone:** 8174425646

**Distance from Subject:** 1.62 miles

---

**UNITY CHURCH OF N E TARRANT CO**

1970 E DOVE RD Southlake, TX 76092

**Denomination:** Churches, Denomination Unknown

**Phone:** 8174881008

**Distance from Subject:** 1.66 miles

---

**FIRST ASSEMBLY GOD COLLEYVILLE**

GRAPEVINE HWY Colleyville, TX 76034

**Denomination:** Assembly of God Churches

**Phone:** 8175773238

**Distance from Subject:** 1.92 miles

---

**GRAPEVINE CHRIST DAY CARE**

525 N PARK BLVD Grapevine, TX 76051

**Denomination:** Churches of Christ

**Phone:** 8174815600

**Distance from Subject:** 2.00 miles

---

**LIVING WORD LUTHERAN CHURCH**

2031 W NORTHWEST HWY Grapevine, TX 76051

**Denomination:** Lutheran Churches

**Phone:** 8174818626

**Distance from Subject:** 2.05 miles

---

**1ST PRESBY CHRCH IN GRAPEVINE**

1002 N PARK BLVD Grapevine, TX 76051

**Denomination:** Presbyterian Churches

**Phone:** 8174817129

**Distance from Subject:** 2.16 miles

---

**LAKESIDE PRESBYTERIAN CHURCH**

1701 W NORTHWEST HWY Grapevine, TX 76051

**Denomination:** Presbyterian Churches

**Phone:** 8174213174

**Distance from Subject:** 2.22 miles

---

**LONESOME DOVE BAPTIST CHURCH**

2380 LONESOME DOVE RD Southlake, TX 76092

**Denomination:** Baptist Churches

**Phone:** 8174889568

**Distance from Subject:** 2.24 miles

Prepared by RE/MAX real estate



## County Facts

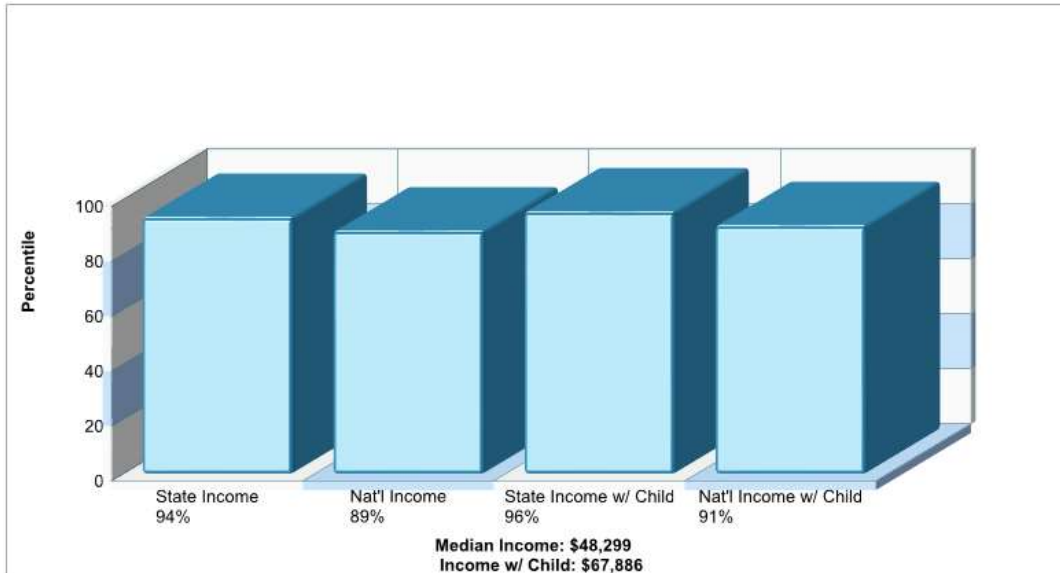


# Southlake

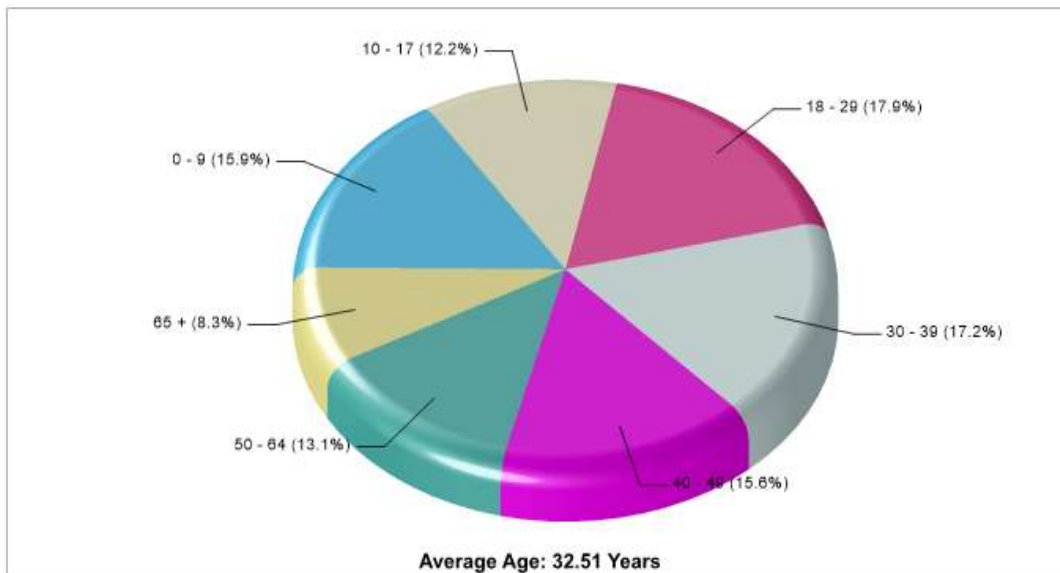
Prepared by RE/MAX real estate



## Location: Southlake, TX County Income



## Location: Southlake, TX County Age Breakdown

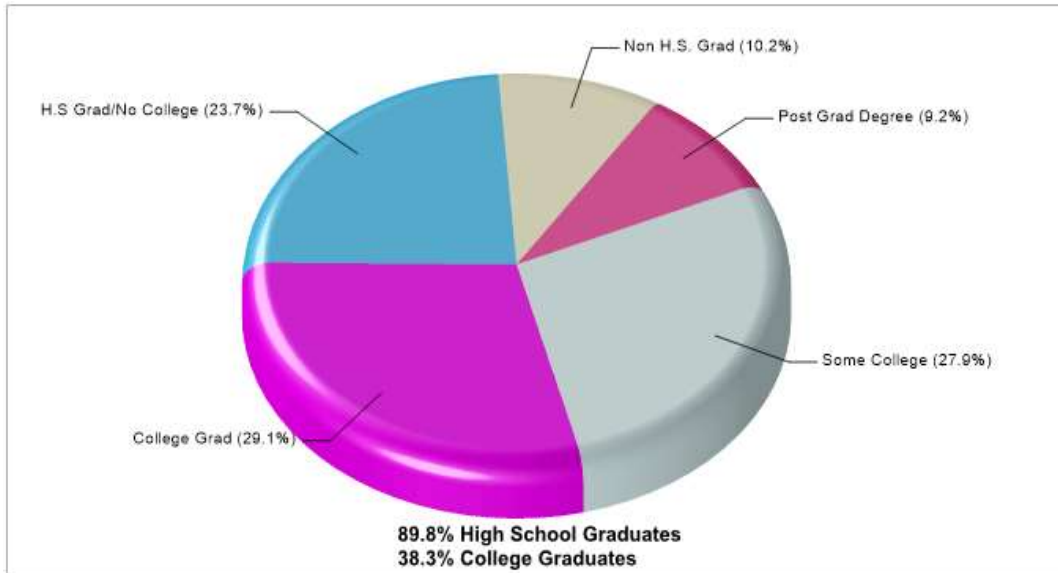


Prepared by RE/MAX real estate

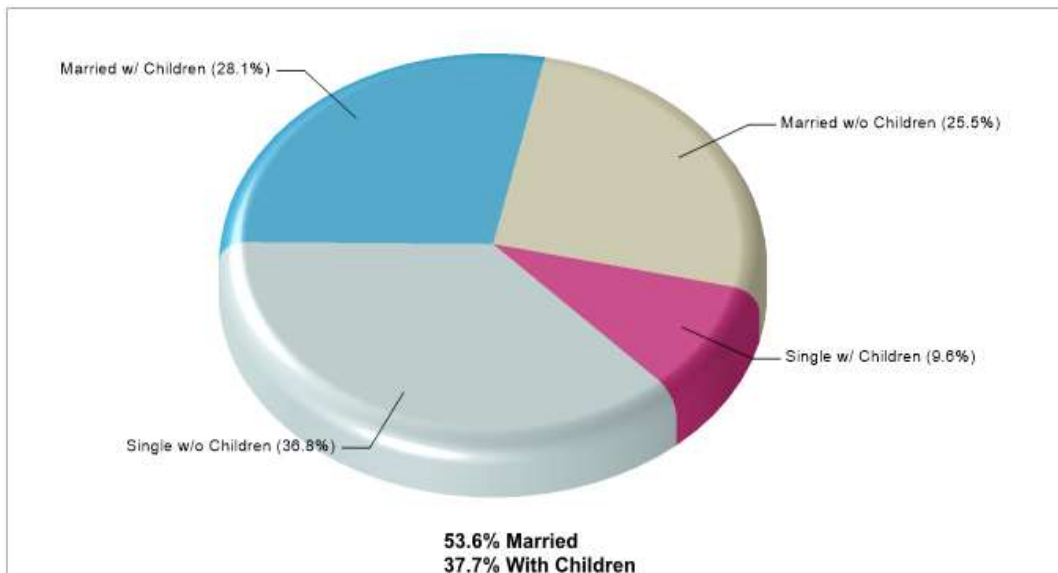




## Location: Southlake, TX County Adult Education Level



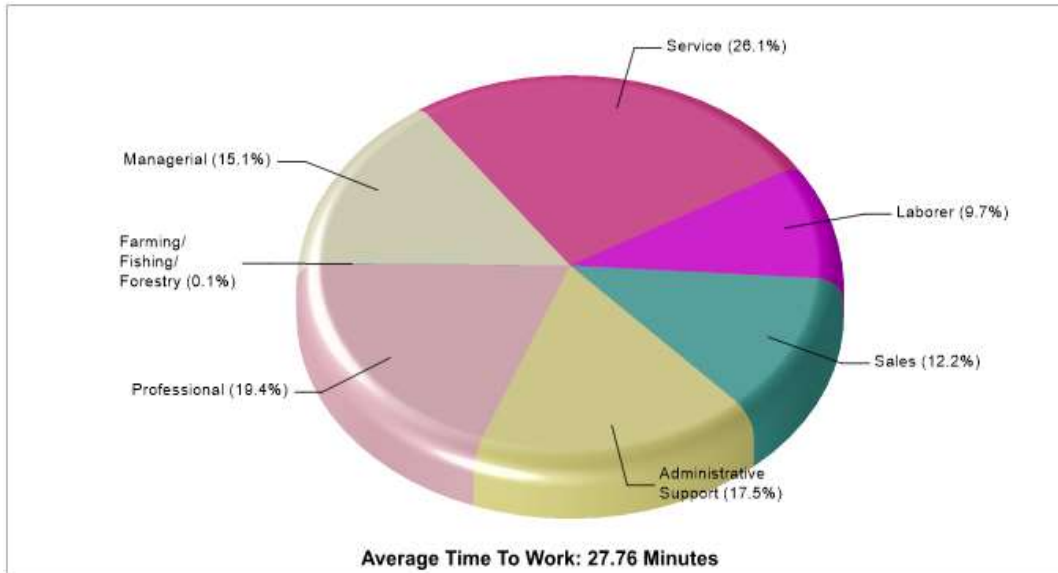
## Location: Southlake, TX County Household Characteristics



Prepared by RE/MAX real estate



## Location: Southlake, TX County Employment



Prepared by RE/MAX real estate